

JOHNSON
ENDURA
INDUSTRIAL TILING SOLUTIONS

CLAD-Care

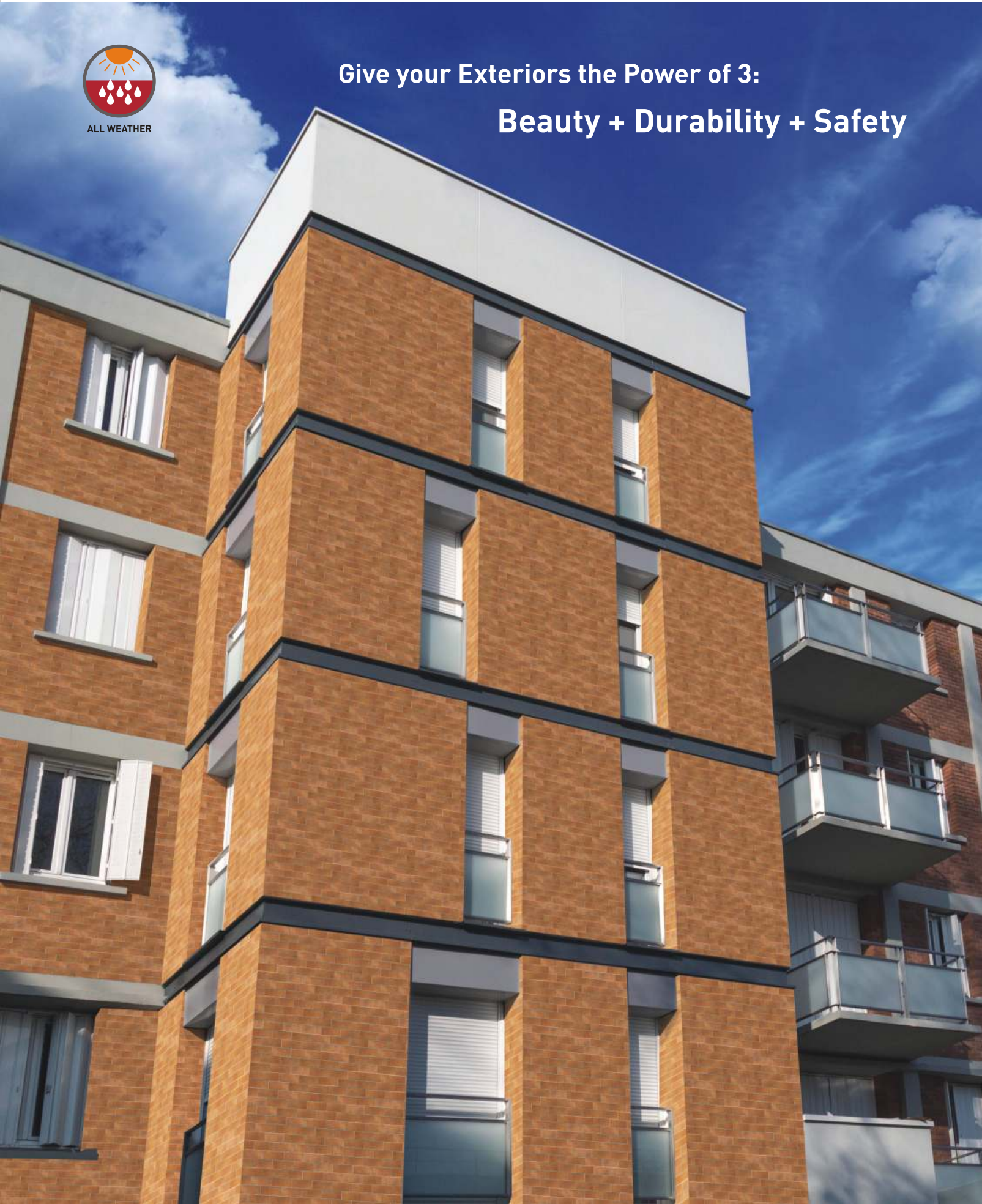
24cm X 7.5cm Vitrified Cladding Tiles



ALL WEATHER

Give your Exteriors the Power of 3:

Beauty + Durability + Safety



Endura Clad Care - The No-Compromise Cladding Solution

Some tiles boast of how beautiful they are. Some other, impress upon just how practical they are. But, every once in while, there comes a tile that delivers on both these parameters, and doesn't just stop at that. The revolutionary tile takes things to the next level, by taking care of an aspect that no other cladding solution can claim - Safety and Hygiene.

Presenting Endura Clad Care. A range of ceramic, vitrified tiles used especially for cladding. These revolutionary tiles are practical, aesthetically pleasing and are perfect for both, interior and exterior cladding. The range of tiles uses the word 'Care' for all intents and purposes. The tiles come with an anti-bacterial glazing, which makes them mold and fungus resistant. The glazing not just rids the tiles of bacteria and fungi from the surface, but inhibits their growth from the root, altogether. And most importantly they deliver on safety - probably the most necessary and also the most neglected aspect in cladding solutions. These tiles are light bodied and have scientifically designed grooves on its back surface which ensure better mechanical bonding and adhesion to the surface; ensuring that the tiles do not de-bond even decades after installation.

Endura Clad Care tiles are available in 15 pleasant designs across 5 distinct themes - brick, stone, marble, concrete and wood - all of which help you express your discerning taste in more ways than ever imagined. That's because you can now break the monotony in design by creating random patterns and arrangement of tiles of different colours, as per your choice. These specialized tiles really put the Care in cladding, for they act as a protective shield against rain, wind and disease causing bacteria with aesthetic grace.



Safety



Extremely weather
Resistant



UV Rays Resistant



Highly Durable



Scratch Resistant



Chemical Resistant



Easy to Install



Light Body



Anti Bacterial



Safety Comes First

Endura Clad Care tiles are light bodied and have scientifically designed grooves on the back surface to ensure better mechanical bonding and adhesion to the surface. This aids in ensuring that the tiles do not de-bond post installation provided the recommended installation materials are used and processes followed.



How does Endura Clad Care measure up against conventional cladding solutions?

Backed by In-depth research

These tiles are born of years of research across domestic and international markets to provide a lasting and practical solution to cladding. It was born of a need to fill a gap left by traditional cladding options, especially in India.

Vitrification

These are vitrified tiles. Which means they absorb minimum amount of water. This and the special glazing on the tiles ensure they are resistant to formation of moss or mild dew that helps keep them looking beautiful for long.

All-weather

Dust? Frost? Mildew? Rains? Their build-quality makes them weather even the harshest weather conditions, maintaining their sheen.

Chemical and Fatigue Resistant

They can withstand the harshest UV Rays, and even some really acerbic chemicals; all with aplomb.



Fit them Forget Them

These vitrified tiles demand little to zero attention. Why? Because they are that easy to maintain. Say goodbye to repainting, repolishing, worries forever.

Versatile

They work as well indoor, as they do outside. From the subtle tones, to pleasant hues, they're available in over 15 different design themes to help you express your creativity in a worry-free manner. No more limiting yourself.

Hygienic

The care in Endura Clad Care stands for its anti-bacterial properties. It is mold and fungus resistant, thanks to its antibacterial glazing. It is the same glazing that not only provides higher resistance to mold, bacteria and fungi to get anchored on its surface but also kills them, from the root, inhibiting their growth.





SOLAIRE BRICK



SOLAIRE BRICK 1

24 x 7.5cm



SOLAIRE BRICK



SOLAIRE BRICK



SOLAIRE BRICK



SOLAIRE BRICK



SOLAIRE BRICK

BOSTON BRICK



BOSTON BRICK 1

24 x 7.5cm



BOSTON BRICK 2



BOSTON BRICK 3



BOSTON BRICK 4



BOSTON BRICK 5



BOSTON BRICK 6



BOSTON BRICK 7



BOSTON BRICK 8



BOSTON BRICK 9



BOSTON BRICK 10



BOSTON BRICK 11



BOSTON BRICK 12





PORTLAND GRIS & BOSTON BRICK

PORTLAND GRIS



PORTLAND GRIS 1

24 x 7.5cm



PORTLAND GRIS 2



PORTLAND GRIS 3



PORTLAND GRIS 4



PORTLAND GRIS 5



PORTLAND GRIS 6



PORTLAND GRIS 7



PORTLAND GRIS 8



PORTLAND GRIS 9



PORTLAND GRIS 10



PORTLAND GRIS 11



PORTLAND GRIS 12

PORTLAND ART



PORTLAND ART

24 x 7.5cm



PORTLAND ART 2



PORTLAND ART 3



PORTLAND ART 4



PORTLAND ART 5



PORTLAND ART 6



PORTLAND ART & PORTLAND GRIS



ROBIE BRICK



ROBIE BRICK 1

24 x 7.5cm



ROBIE BRICK 2



ROBIE BRICK 3



ROBIE BRICK 4



ROBIE BRICK 5



ROBIE BRICK 6



ROBIE BRICK 7



ROBIE BRICK 8



ROBIE BRICK 9



ROBIE BRICK 10

SLATE ROCK



SLATE ROCK

24 x 7.5cm



SLATE ROCK 2



SLATE ROCK 3



SLATE ROCK 4



SLATE ROCK 5



SLATE ROCK 6



SLATE ROCK 7



SLATE ROCK 8



SLATE ROCK 9



SLATE ROCK 10



SLATE ROCK 11



SLATE ROCK 12



SLATE ROCK 13



SLATE ROCK 14





SLOVENIA WOOD



SLOVENIA WOOD 1

24 x 7.5cm



SLOVENIA WOOD 2



SLOVENIA WOOD 3



SLOVENIA WOOD 4



SLOVENIA WOOD 5



SLOVENIA WOOD 6

AFGHAN NERO



AFGHAN NERO

24 x 7.5cm



AFGHAN NERO 2



AFGHAN NERO 3



AFGHAN NERO 4



AFGHAN NERO 5



AFGHAN NERO 6



AFGHAN NERO 7




AFGHAN NERO 8



AFGHAN NERO 9



AFGHAN NERO 10



AFGHAN NERO & TAJ BIANCO



TAJ BIANCO



TAJ BIANCO 1

24 x 7.5cm



TAJ BIANCO 2



TAJ BIANCO 3



TAJ BIANCO 4



TAJ BIANCO 5



TAJ BIANCO 6



TAJ BIANCO 7



TAJ BIANCO 8



TAJ BIANCO 9



TAJ BIANCO 10

GEORGIA GRIS



GEORGIA GRIS

24 x 7.5cm



GEORGIA GRIS 2



GEORGIA GRIS 3



GEORGIA GRIS 4



GEORGIA GRIS 5



GEORGIA GRIS 6



GEORGIA GRIS 7



GEORGIA GRIS 8



GEORGIA GRIS 9



GEORGIA GRIS 10



GEORGIA GRIS & COOL WHITE



ART AZUL & ART WHITE

ART AZUL



ART AZUL 1

24 x 7.5cm



ART AZUL 2



ART AZUL 3



ART AZUL 4



ART AZUL 5



ART AZUL 6

EGYPT ART



EGYPT ART

24 x 7.5cm



EGYPT ART 2



EGYPT ART 3



EGYPT ART 4



EGYPT ART 5



EGYPT ART 6



EGYPT ART & COOL WHITE

COOL WHITE



24 x 7.5cm

COOL COMPLIMENTO




24 x 7.5cm

Endura Clad Care Cool White SRI Tile

The Cool White tile of the Endura Clad Care series represents unique heat reflection property. The special glaze results in tile surface having a Solar Reflective Index (SRI) value of >90.

These tiles reflect solar heat and emit absorbed radiation back into atmosphere and help keep the interiors of the building cooler. When applied on the facades of the building these tiles can reduce inside temperatures by 10 to 20 degree Celcius, thus reducing load on cooling appliances like your air-conditioner or air cooler.



Facade having Endura Clad Care Cool White Tile.

BENEFITS OF ENDURA CLAD CARE Cool White Tile:

- Reduce surface temperature by 10 to 20 degree Celsius.
- Improves indoor comfort.
- Reduces cooling requirement and save electricity.
- Reduces conduction of heat into the building.
- Endura Clad Care Cool White Tile is a sensible choice for the buildings - keeps environment cooler, saves electricity and saves the environment.

ART WHITE



24 x 7.5cm

JOHNSON
ENDURA
INDUSTRIAL TILING SOLUTIONS

CLAD-CORE
24cm X 7.5cm Vitrified Cladding Tiles


COOL WHITE & SOLAIRE BRICK




Mix them, match them, to create your magic

Combine multiple tiles, create patterns of your choice. Endura Clad Care, thanks to its versatility in application, let's you express ideas which are uniquely you. Let you facade be an extension of your vivid imagination.

PORTLAND ART & PORTLAND GRIS



EGYPT ART & COOL WHITE



SLATE ROCK & SOLAIRE BRICK



Features	Advantages	Benefits
Wide range of 15 colours in random mixes.	Architects & customers can creatively work with combination of colors suited to their aesthetic sense.	Unique and landmark building structures can be designed.
Vitrified Endura body with lowest water absorption of <0.5%, MOH hardness of >7	Durable & long lasting.	Cost effective in long run as compared to other options of paint, aluminum facades etc. Higher cost savings with lowest maintenance.
UV resistance - Neutral to sun's UV effect.	No fading of colours.	Shades maintained forever.
Acid aassistance	Acid rains do not affect the building structure.	Long life structural protection.
240mm x 75mm x 6mm format.	Structural stability with low dead weight.	Safe cladding.
Specially designed back panel.	Enhances mechanical bonding with adhesive.	Safety with stronger bonds.

Frequently Asked Questions

Q1. What is Endura Clad Care?

- A. Endura Clad Care is an exterior cladding solution that is **practical and aesthetically pleasing**. It's a product born of years of in-depth research, and need-gap left by conventional exterior cladding solutions.

Q2. How safe is Endura Clad Care as an exterior cladding solution?

To ensure the safety of the tiles, especially when it comes to installing the product beyond certain heights, **every tile is light-bodied and comes with special grooves at the back**. These grooves help in bonding without loose ends. But we recommend using Ardex Endura the highest quality tile-fixing adhesive. Coupled with good workmanship and supervision, you can rest assured that you have safe product for your exteriors.

Q3. How hygienic are these tiles?

- A. The care in Endura Clad Care stands for its anti-bacterial properties. It is **mold and fungus resistant**, thanks to its antibacterial glazing. And it is the same glazing that not only provides higher resistance to mold, bacteria and fungi to get anchored on its surface but also kills them, from the root, inhibiting their growth. It is this quality that keeps them looking new year after year.

Q4. Are these tiles difficult to maintain?

- A. Not at all. Endura Clad Care is a range of specialized vitrified tiles, meaning their **impervious surface** makes it nearly impossible for dust to stick. Thus making them **easier to maintain** compared to exterior paint.

Q5. How do these tiles hold up against moisture?

- A. Endura Clad Care is a range of vitrified tiles that have **zero moisture expansion**. The vitrification ensures that moisture or humidity don't penetrate through its surface. Compared to exterior paints, these tiles will make your surfaces, brave the dampest of environments.

Q6. Are these fire proof?

- A. Yes, Endura Clad Care tiles are **fire proof**, making them safe for indoor and outdoor applications. They are resistant to extreme temperatures providing high resistance to fire compared to organic films of exterior coating.

Q7. What are the effects of extreme weather patterns on these tiles?

- A. Normal exterior paints are vulnerable to changing weather conditions. Dust, rain, frost, mildew adversely affect the life of these surfaces. But not in the case of Endura Clad Care, for they are vitrified. Their **low water absorption** makes them withstand even the harshest weather conditions..

Q8. Are there specific tiles for hotter areas?

Yes, consider the Cool White tile of the Endura Clad Care range. These tiles help keep the **room temperatures cool naturally** and therefore helps reduce load on external cooling appliances like your air-conditioner or cooler.

Q9. How varied are the design options?

- A. Unlike most exterior paints which provide a monotonous look to the exteriors, the Clad Care range comes in **several design themes**. Natural marble, brick, wood, rock, stone, to name a few give a touch of class to your exterior walls.

Q10. How well do these shades and looks hold up against exposure to the weather?

- A. Even upon continuous exposure to harshest weathers, hot or cold, Endura Clad Care tiles **do not fade** away. The surface finish of these tiles will remain unchanged for several years and that too with minimal supervision on your part.

Q11. Do they last long enough for the price they come at?

- A. At first glance Endura Clad Care may seem like a slightly expensive proposition. But once you consider, the amount of money you'll **save on maintenance**, their extreme endurance and their overall robustness, you'll discover these tiles work out cheaper than traditional exterior paints, in the longer run. They are virtually maintenance-free.

Q12. Are these tiles Environment Friendly?

- A. Endura Clad Care tiles are manufactured through **natural clays** obtained from the bounties of the earth through an environmentally friendly process at our plant. Unlike most exterior paints that emit VOCs and contribute to health hazards. Clad care is **totally free from VOC's or toxins** and hence is absolutely safe for use in indoor & outdoor applications.

Endura Clad care vs Exterior Paints

Endura Clad care is a superior alternative to exterior paint on account of

Features	Benefits
Dust Resistant	Easy on Maintenance Clad care specialized vitrified tiles are much easier to maintain than exterior paints. The impervious vitreous glazing on Clad care make them easy to keep clean as dust does not adhere on its surface.
Mold and Fungus Resistant	Hygiene factor Clad care with its impervious specialized antibacterial glazing provides not only higher resistance to mold, bacteria and fungi to get anchored on its surface but also kills them inhibiting their growth than an ordinary exterior paint which further helps in keeping walls looking fresh for many years.
Moisture Resistant	Clad care is highly resistant to moisture and humidity & thereby superior to exterior paints in damp environments. Being it a vitrified tile with nil moisture expansion ensures that they do not expand when exposed to high levels of moisture.
Fire Proof	Clad care is resistant to extreme temperatures providing high resistivity to fire than organic films of exterior coating making them highly safe for any indoor /outdoor applications.
Fade Resistant	Clad care on continuous exposure to the hot summers, Cold winters & extreme rainy days do not fade in color. The Surface finish of these tiles will remain same for many years with minimal care unlike exterior paints which fades away faster.
Long Lasting	Clad care tiles are highly durable and long lasting than exterior paints . They may cost more initially; however, considering the longevity, appeal, and robustness, the investment made has more worth over traditional exterior paints in the long run. Just fit them and forget them.
Environmentally Friendly	Clad care is manufactured through natural clays obtained from mother earth through an environmentally friendly process at our plant unlike some of exterior paint that may emit VOCs and contribute to health hazards. Clad care is totally free from VOC's or toxins & hence is absolutely safe for use in indoor & outdoor applications.
Natural look on your exteriors	Unlike most exterior paints which only provide a single tone colour to the exteriors, the Clad Care range comes in several design themes including very natural looking designs of marble, brick, wood, rock, stone etc that give a premium and rich look to your exterior walls.

Johnson Endura Clad Care Recommended Installation Method

- 1) Plaster the surface of the Wall where the tiles will be laid with smooth finish and complete the plastering and curing at least two weeks prior to laying. All sharp edges shall be made flush with the surface using mechanical means. All wall or floor area shall be cleaned and made free from contaminants which inhibit the bond. New cementitious surface shall be allowed to cure and dry as per the standard practice
- 2) Before Cladding the tiles, lay them out in the desired pattern and make sure that they give an acceptable blend of shade, color, and design. Also make sure that The tiles are acceptable to your satisfaction. Please note that certain amount of shade and size variation is inherent in all ceramic products.
- 3) The company bears no responsibility towards the tiles exposed to outside process like transfers, printing, firing etc.
- 4) For fixing these tiles on wall with height of > 8 feet , we recommend the use of ARDEX ENDURA tile fixing adhesive. For best results follow the instructions provided along with the adhesive.
 - a. Do not use in damp conditions and temperature less than 5 Deg C.
 - b. The substrate shall be plain, level and free from undulations and are ready to receive the adhesive at minimum or maximum thickness of up to 3 to 4 mm for the installation of tiles.
 - c. Take suitable size mixing vessel which can accommodate components. Pour 5 Litres water, start mixing using heavy duty electric slow speed drilling machine attached with suitable mixing paddle, and add DIAMOND STAR adhesive and mix it till homogeneous mix is obtained.
 - d. The adhesive is immediately ready-for-use with pot life of 3 hours.
 - e. Spread the mixed adhesive not more than 1.2 Sqm at a time at wall or floor surface using a suitable trowel.
 - f. Press the tile firmly into position with a slight twisting action, checking periodically that good contact is maintained with the back of each tile.
 - g. Tile should be fixed within 20 minutes of adhesive being applied, depending on the porosity of the surface and atmospheric conditions. Tiles can be adjusted up to 15 to 20 min after fixing. Touch the adhesive ribs periodically and if a skin has formed, remove the adhesive and apply fresh adhesive.
 - h. Leave min3 mm wide joints using spacers between individual tiles and later the joints shall be grouted with Cementitious grouts. Clean off surplus adhesive from the tile face and between joints and shall be kept ready for Cement grouting.
- 5) For fixing tiles on wall with height of < 8 feet, sand and cement option can also be considered as given below:
 - a) Use cement and sand mortar in the ratio of 1:4. Add some water to create a consistent paste. DO NOT USE NEAT CEMENT FOR FIXING TILES.
 - b) Once the mixing has been completed, do not add more water and use the mixture within one hour.
 - c) Apply a 15-20 mm layer of bedding material evenly spread, tamped and corrected to proper levels to be tiled. Prepare a fine cement-slurry by mixing water & cement. Apply this cement-slurry to the back of the total tile surface. Press gently for even adherence at the back of the tile.
- 6) DO NOT USE IRON HAMMER, ALWAYS USE WOODEN HAMMER TO PRESS THE TILE.
- 7) Mark and lay out the tiles from the center of the area to be laid so that cut tiles, if any, will be on the outer edges. See that the tile's top surface is laid in required line and level with proper joint gap.
- 8) Kindly look for arrow (→) symbol on back of the tile. If given, then follow the laying pattern as shown for best results. This shall not apply to geometric designs.
- 9) The nominal/work size of the tile is as printed on the carton. It is advisable to maintain a gap of 3 mm between two tiles to allow for possible expansion as per ISO tolerance norms.
- 10) Wait for 24 hours after fixing the tiles. After this period, fill the joints with a cementitious or epoxy grouts from ARDEX ENDURA.
- 11) Fifteen minutes after the grouting process, wipe off excess grout with a damp sponge and polish the tiles with a dry cloth.
- 12) For cleaning tiles, use a moist cloth or sponge with water or diluted soap solution. for special cleaning, you can use domestic acid base cleaners or tile & stone cleaners from ARDEX ENDURA (INDIA) PVT. LTD. However hydrofluoric acid and its derivatives should not be used.
- 13) Please note the company does not accept any liability in case of problems arising out of non-adherence to these tiles fixing instructions.
- 14) If using for specific acid spillage areas, please check with the company representative for suitable installation method.
- 15) THE COMPANY WILL BEAR NO RESPONSIBILITY AFTER THE TILES ARE FIXED.

NOTHING IN THESE INSTRUCTIONS IS A SUBSTITUTE FOR GOOD WORKMANSHIP AND SUPERVISION.

TECHNICAL SPECIFICATIONS

S. No.	Test Description	Indian Standard / International Standard Requirement		Johnson Endura Clad Care Value	Test Method
		IS 4457:2007	ISO 13006/EN 14411 Gr. B α		
Dimensional Properties					
1	Deviation in Length & Width	$\pm 0.75\%$	$\pm 0.6\%$	$\pm 0.5\%$	IS 4457:2007 Annex B / ISO 10545-2
2	Deviation in Thickness	$\pm 5\%$	$\pm 5\%$	$\pm 5\%$	
3	Straightness of Sides	$\pm 0.5\%$	$\pm 0.5\%$	$\pm 0.3\%$	
4	Rectangularity	± 0.6	± 0.5	$\pm 0.5\%$	
5	Surface Flatness	$\pm 0.5\%$	$\pm 0.5\%$	$\pm 0.4\%$	
Physical Properties					
6	Water Absorption	Average < 0.5%, Individual 0.6%, Max	$\leq 0.5\%$	< 0.5%	IS 4457:2007 Annex C / ISO 10545-3
7	Mohs Hardness	-	Report value	>6	IS 13630 Part 13 / EN101
8	Flexural strength (Average MOR)	Average 35 N/mm ² , Individual 32, Min	≥ 35 N/mm ²	>38 N/mm ²	IS 4457:2007 Annex D / ISO 10545-4
9	Resistance to Surface Abrasion (PEI)	-	PEI I-V	PEI \geq III	ISO 10545-7
10	Skid Resistance	-	Report value	>0.6	ASTM C1028-7
11	Density (gm/cc)	-	Report value	>2.2	ASTM C373 - 16 / IS 13630-2
12	Moisture Expansion	-	Report value	NIL	ISO 10545-10
Chemical Properties					
13	Resistance to household chemicals & swimming pool salts	Resistant	UB	Resistant / UA	IIS 4457:2007 Annex F / ISO 10545-13
14	Resistance to Conc. Acid (wt. Loss)	$\geq 1.5\%$	-	$\leq 1\%$	IS 4457:2007 Annex G
15	Stain Resistance	-	Report resistant class	Min Class 2	ISO 10545-14
16	Colour Resistance to UV Light	-	Report result	Resistant	DIN 51094
17	Frost Resistance	-	Report result	Frost Proof	ISO 10545-12
Thermal Properties					
18	Thermal Expansion	-	Report value	$\leq 9 \times 10^{-4} K^{-1}$	ISO 10545-8
19	Thermal Shock Resistance	-	Report result	≥ 10 Cycles	ISO 10545-9

PACKING DETAILS

Product	Nominal Size (cm)	No. of Tiles / Box	Approx. Area / Box (sqm)	Approx. Weight / Box (Kg)	Approx. Cartons/ 20' Container	Approx. Area/ 20' Container (sqm)	Approx. Boxes/ 16 T Truck	Approx. sqm/ 16 T Truck
240x75 Clad Care	24x7.5	40	0.72	10.30	2880 Box	2073	1590 Box	1145

YOU CAN ALSO REACH US AT

Region	Branch	Tel.:
EAST	West Bengal (Kolkata) Odisha (Bhubaneshwar) Ranchi Siliguri Guwahati	033-22272128/29 0674-6539836/6539837 9798845560 9836065812 9127066591
WEST	Mumbai - Bandra to Dahanu Mumbai - Central Thane to Raigad Pune Ahmedabad Indore	022 - 30647500/26547300 022 - 30647500/26547300 022 - 30246600 020-41301164/31/61/63 079-30072051/52/53/54/55 0731-4007441
NORTH	Jalandhar Chandigarh Delhi Jaipur Ghaziabad Lucknow Patna	01824-505038/39 0172 - 4697100 / 4656940 011-49526600 0141-2333922 0120-4110377 0522- 4025128/4065471/4026028 0612-2254252
SOUTH	Bangalore Hyderabad Vijayawada Vishakapatnam Tirupathi Chennai Coimbatore Salem Madurai Tuticorin Trichy Ernakulam Calicut Trivandrum	080-25446841/42/43/46 040-29802270/71/72 0866-2543616/17 0891-2796376 0877-3254151 044-28544116/28541881 0422-2540501/2548439 0427-2280636/2280637/2280639 0452-4355584/4355594 0461-2271558/2278585 0431-2904730/40/50 0484-4098500/509/510 0495-2702505/2301474 0471-2551141

For address and contact numbers of our Johnson Exclusive Showrooms and Authorized Retailers, please visit our website www.hrjinida.com

Toll Free No.: 1800-22-7484

E-mail : customercare@hrjohnsonindia.com,

For Export Enquiries, Email : export@hrjohnsonindia.com



H & R JOHNSON (INDIA)

(A Division of Prism Cement Limited)

Corporate Office :

7th Floor, Windsor, C.S.T. Road, Kalina, Santacruz (East), Mumbai - 400 098, India.

Tel.: +91-22-3064 7300/ 2654 7300

Fax : 3064 7400

Website : www.hrjindia.com

Registered Office :

305, Laxmi Niwas Apartments, Ameerpet, Hyderabad - 500016, India

Contact branch for Pre laying services available for select products.

Colors shown are as accurate as the limitations of the printing process will allow. Prospective customers are advised to inspect a sample of the tile before ordering. Every effort has been made to ensure the accuracy of the information given. However, the company reserves the right to change the specifications without prior notice. Sometimes, variations in shade or size may occur which is inherent to the ceramic industry. Before fixing the tiles, we urge you to read and follow the fixing instructions given on the carton box of the tiles. The company will not take any responsibility and will not accept any complaints of shade, size or planarity once the tiles have been fixed.

Although every effort is made to ascertain that all the information provided in this brochure is accurate before printing, errors may still happen. Please contact the local branch office for updated information before placing orders. The information contained in this catalog is given in good faith. The Company takes no liability on account of any loss or damage either consequential or otherwise as a result of the information provided therein.

View our Tile informative videos



Scan this QR code to view our videos



Download Johnson Tiles Mobile App



Scan this QR code to download Android version app



Scan this QR code to download iOS version app



BR01017KXE001-SC- CAT/ENDURA/KUNIGAL/CLAD CARE/240x75/OCT2017.